


Rhinestone placement stencil «3D Heart»

Rhinestone layout scheme "3D Heart". 517 rhinestones. Bright and sensual, it will become a symbol of endless tenderness and a source of inspiration for your creativity.

«Silver»

Silver rhinestones - combine with black, white, gray, blue, red, emerald, purple, and pastel shades.

Size: 32.0x34.8cm




You will need the following materials:

№	Name	Size	Quantity
1	Hotfix rhinestones "silver"	SS20	517
2	Thermal transfer film for rhinestones	24*24cm	4
3	Wax pencil for transferring rhinestones	-	1

You can use this stencil to create handmade items for yourself or for sale. However, the stencil itself, whether digital or paper, cannot be sold. It also cannot be used for machine-applying rhinestones.

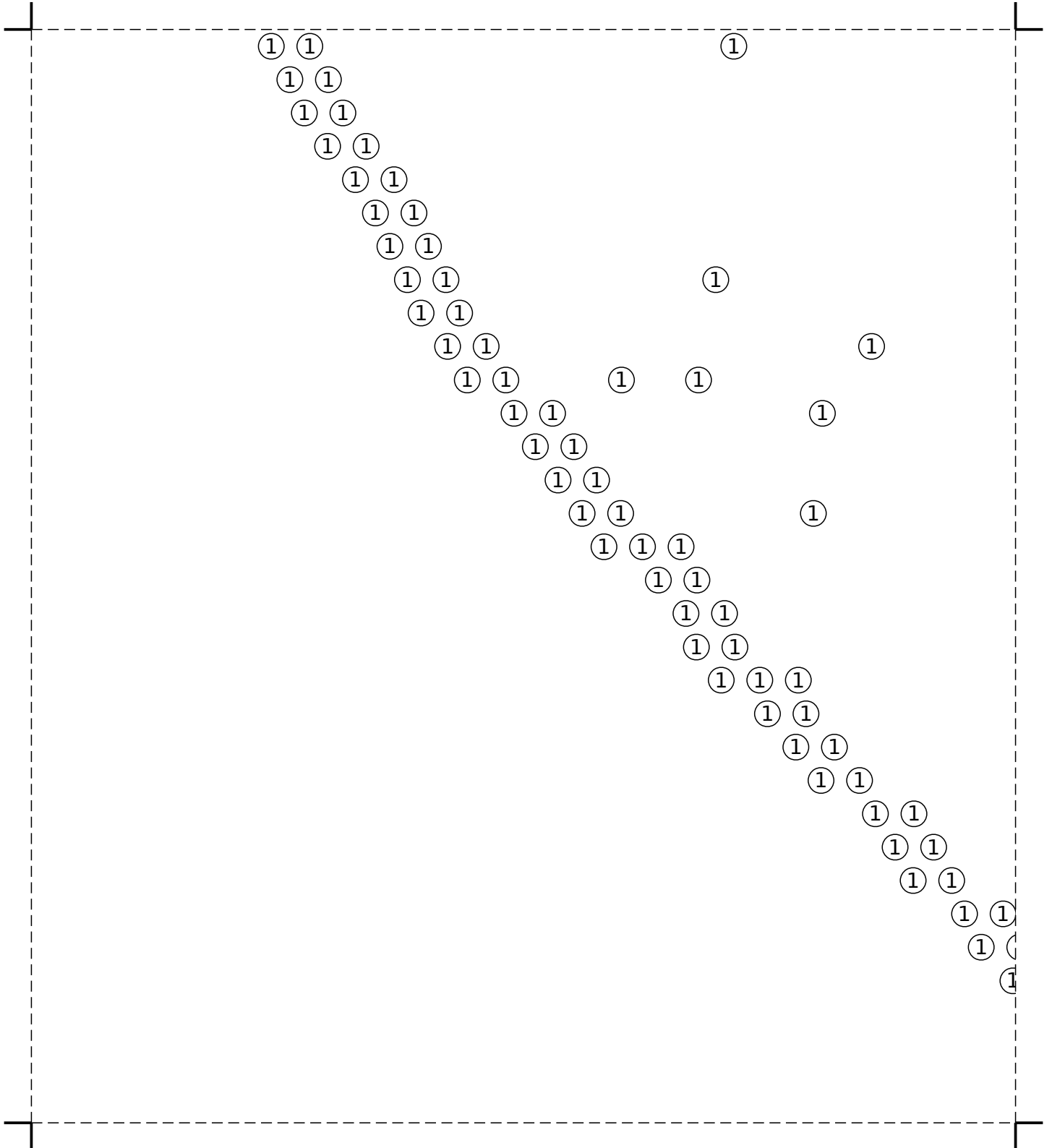
The diagram illustrates a square grid with a dashed border. Inside the grid, a large circle is formed by a sequence of small circles, each containing the number 1. The circles are arranged in a circular pattern, with some circles also appearing inside the large circle's boundary. The arrangement of circles follows a specific pattern, likely representing a mathematical or computational process.

© 2025 - <https://illustri.ru>




You can use this stencil to create handmade items for yourself or for sale. However, the stencil itself, whether digital or paper, cannot be sold. It also cannot be used for machine-applying rhinestones.

1	2
3	4



You can use this stencil to create handmade items for yourself or for sale. However, the stencil itself, whether digital or paper, cannot be sold. It also cannot be used for machine-applying rhinestones.

1	2
3	4



You can use this stencil to create handmade items for yourself or for sale. However, the stencil itself, whether digital or paper, cannot be sold. It also cannot be used for machine-applying rhinestones.