


## Rhinestone placement stencil «Cup»

Stras-cup design. 181 rhinestones. A simple and soulful shape, as if inviting you to pause, relax, and take a moment for yourself.

### «Holography»

Holographic rhinestones (Aurora Borealis) shimmer with a rainbow of colors — yellow, blue, pink, purple — and pair perfectly with black, white, gray, as well as rich and pastel shades.

**Size:** 24.6x16.8cm




### You will need the following materials:

№	Name	Size	Quantity
1	Hotfix rhinestones "holographic"	SS20	181
2	Thermal transfer film for rhinestones	24*24cm	2
3	Wax pencil for transferring rhinestones	-	1

You can use this stencil to create handmade items for yourself or for sale. However, the stencil itself, whether digital or paper, cannot be sold. It also cannot be used for machine-applying rhinestones.

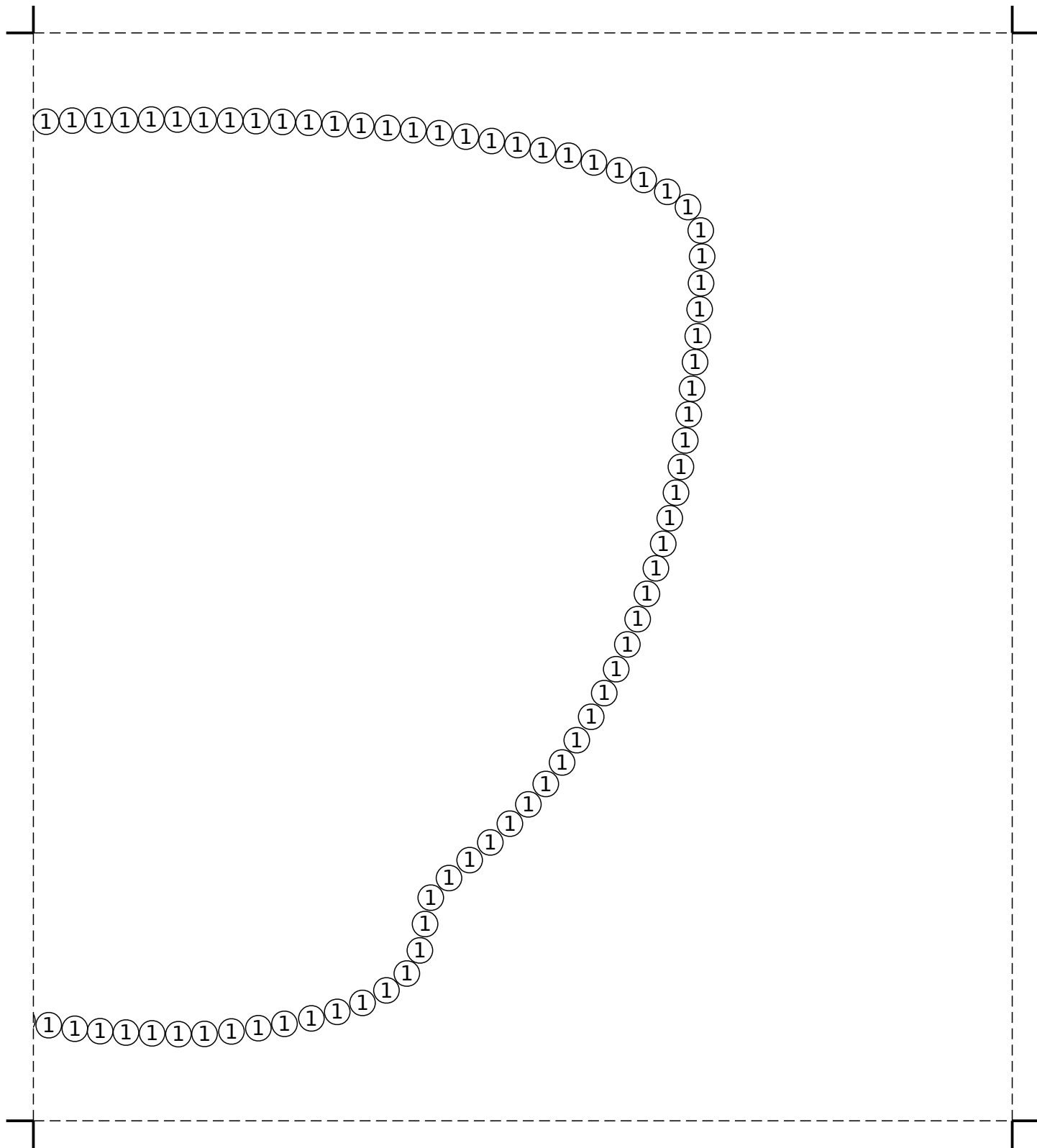
1 2



You can use this stencil to create handmade items for yourself or for sale. However, the stencil itself, whether digital or paper, cannot be sold. It also cannot be used for machine-applying rhinestones.

© 2025 - <https://illustri.ru>

1 2



You can use this stencil to create handmade items for yourself or for sale. However, the stencil itself, whether digital or paper, cannot be sold. It also cannot be used for machine-applying rhinestones.

© 2025 - <https://illustri.ru>