

Rhinestone placement stencil «Maple leaf»

"Maple Leaf" scheme by numbers. 479 rhinestones. An elegant silhouette, as if caught in flight—for those who cherish fleeting beauty and naturalness.

«Olive»

Olive rhinestones – harmonize well with black, beige, brown, khaki, gold, burgundy, and dark green.


Size: 18.3x21.7cm




You will need the following materials:

| № | Name | Size | Quantity |
|---|---|---------|----------|
| 1 | Hotfix rhinestones, olive | SS16 | 479 |
| 2 | Thermal transfer film for rhinestones | 24*24cm | 1 |
| 3 | Wax pencil for transferring rhinestones | - | 1 |

You can use this stencil to create handmade items for yourself or for sale. However, the stencil itself, whether digital or paper, cannot be sold. It also cannot be used for machine-applying rhinestones.

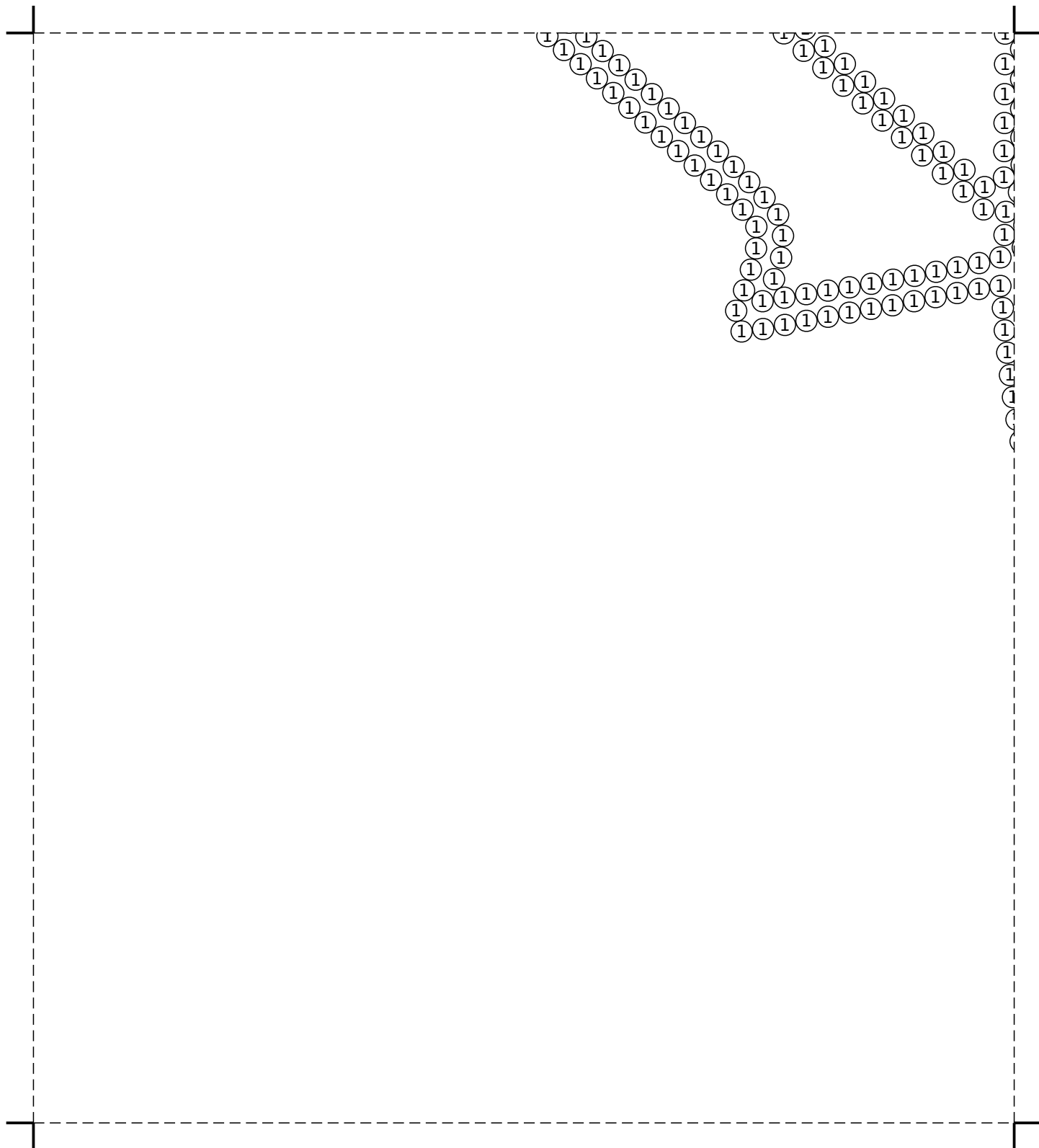


You can use this stencil to create handmade items for yourself or for sale. However, the stencil itself, whether digital or paper, cannot be sold. It also cannot be used for machine-applying rhinestones.



You can use this stencil to create handmade items for yourself or for sale. However, the stencil itself, whether digital or paper, cannot be sold. It also cannot be used for machine-applying rhinestones.

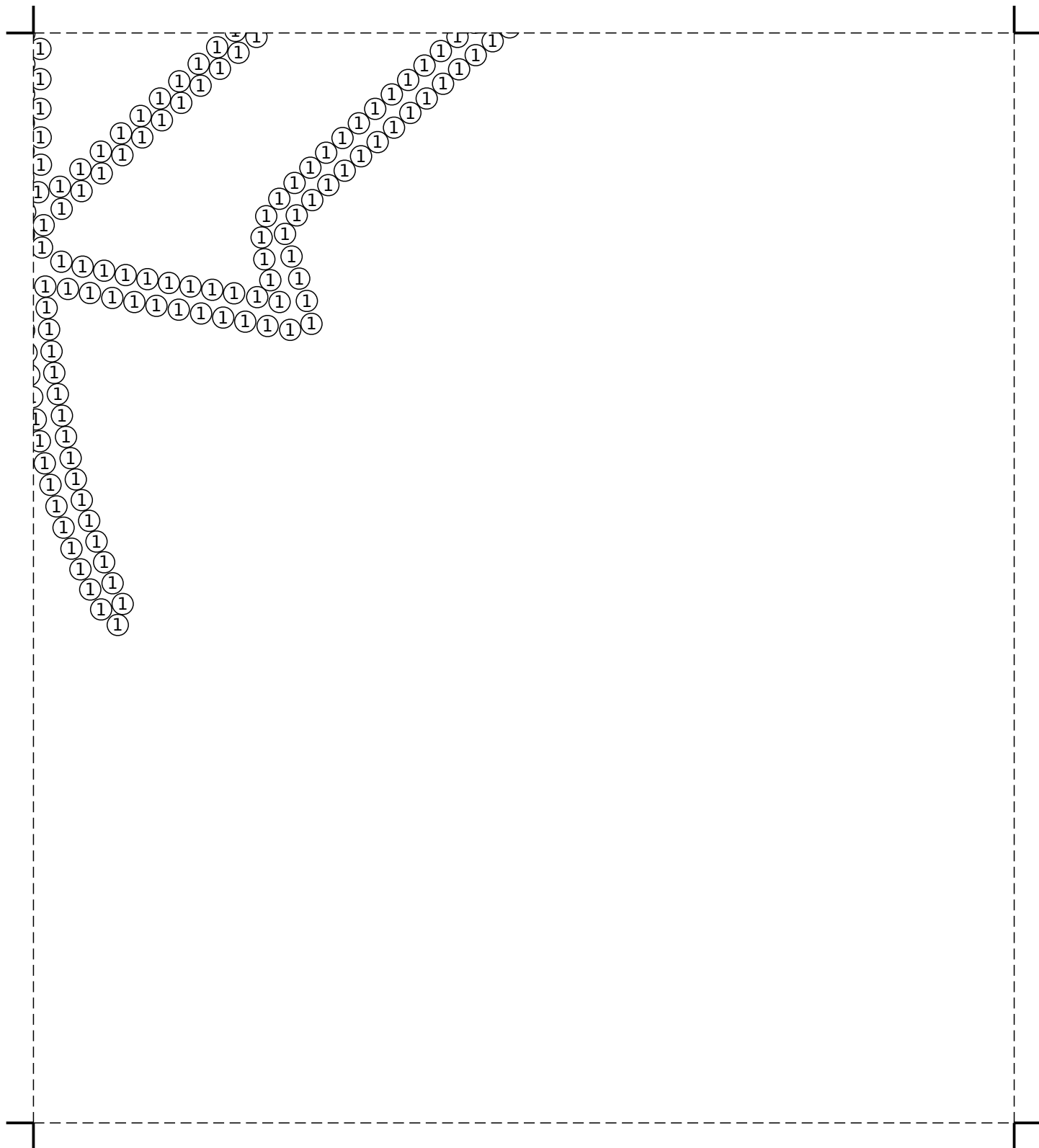
© 2025 - <https://illustri.ru>



You can use this stencil to create handmade items for yourself or for sale. However, the stencil itself, whether digital or paper, cannot be sold. It also cannot be used for machine-applying rhinestones.

© 2025 - <https://illustri.ru>

| | |
|---|---|
| 1 | 2 |
| 3 | 4 |



You can use this stencil to create handmade items for yourself or for sale. However, the stencil itself, whether digital or paper, cannot be sold. It also cannot be used for machine-applying rhinestones.

© 2025 - <https://illustri.ru>