

## Rhinestone placement stencil «Maple leaf»

"Maple Leaf" scheme by numbers. 479 rhinestones. An elegant silhouette, as if caught in flight—for those who cherish fleeting beauty and naturalness.

### «Red»

Bright red rhinestones with a rich ruby luster combine well with black, white, gold, blue, emerald, beige, and leopard print.


**Size:** 18.3x21.7cm




### You will need the following materials:

№	Name	Size	Quantity
1	Hotfix rhinestones, red	SS16	479
2	Thermal transfer film for rhinestones	24*24cm	1
3	Wax pencil for transferring rhinestones	-	1

You can use this stencil to create handmade items for yourself or for sale. However, the stencil itself, whether digital or paper, cannot be sold. It also cannot be used for machine-applying rhinestones.

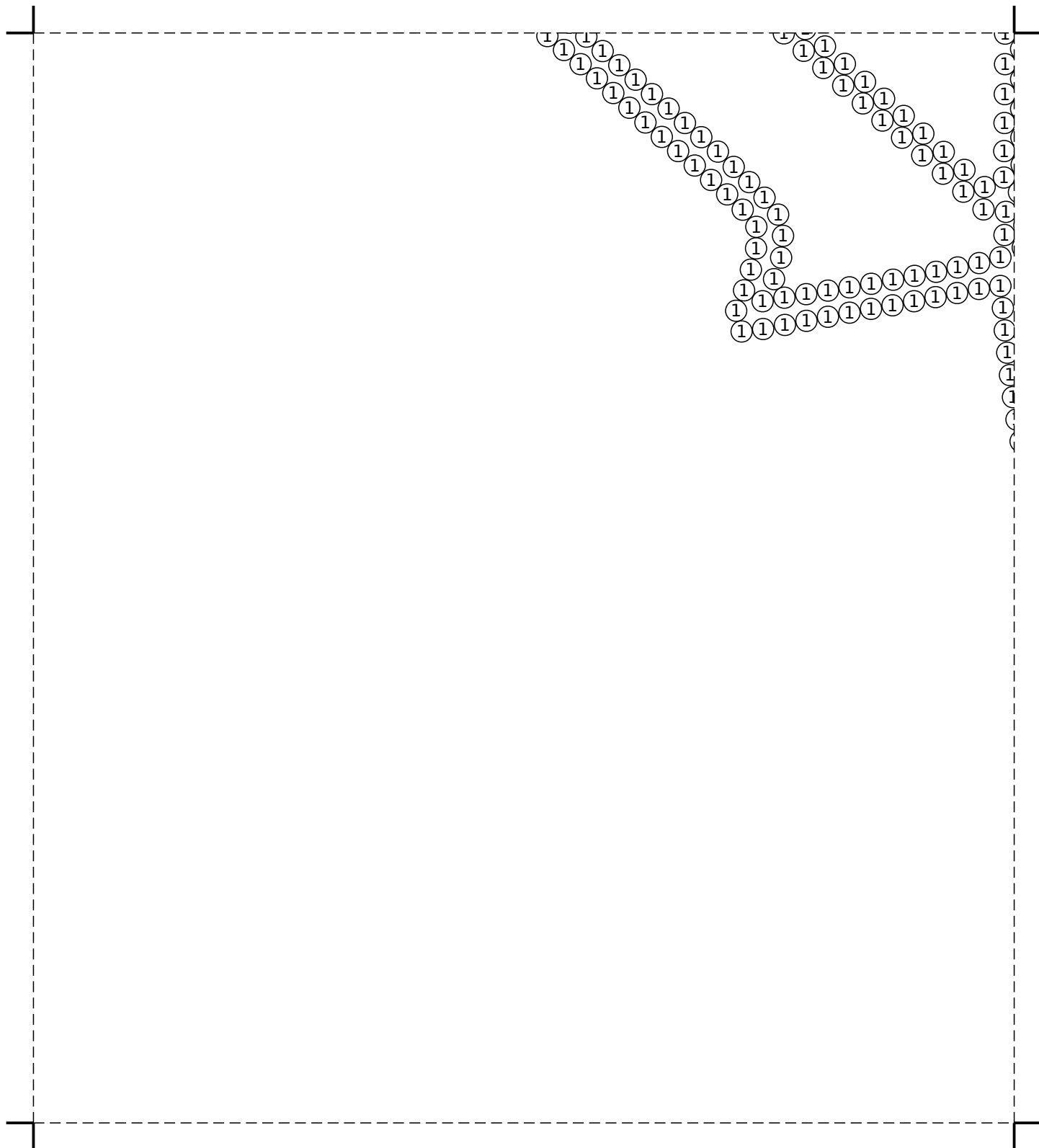


You can use this stencil to create handmade items for yourself or for sale. However, the stencil itself, whether digital or paper, cannot be sold. It also cannot be used for machine-applying rhinestones.



You can use this stencil to create handmade items for yourself or for sale. However, the stencil itself, whether digital or paper, cannot be sold. It also cannot be used for machine-applying rhinestones.

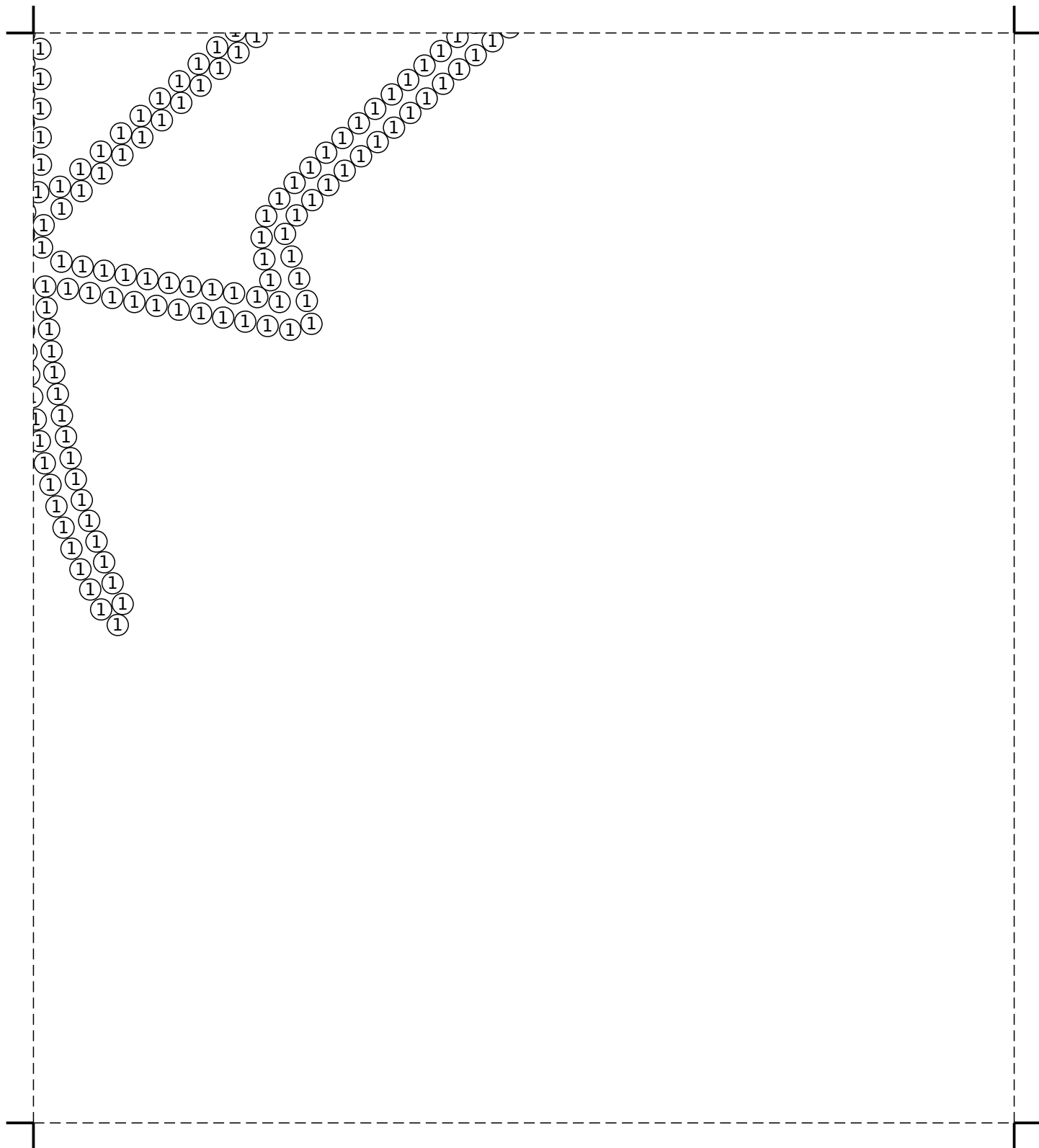
© 2025 - <https://illustri.ru>



You can use this stencil to create handmade items for yourself or for sale. However, the stencil itself, whether digital or paper, cannot be sold. It also cannot be used for machine-applying rhinestones.

© 2025 - <https://illustri.ru>

1	2
3	4



You can use this stencil to create handmade items for yourself or for sale. However, the stencil itself, whether digital or paper, cannot be sold. It also cannot be used for machine-applying rhinestones.

© 2025 - <https://illustri.ru>