

Rhinestone placement stencil «Stiletto heel»

Rhinestone Laying Pattern "Stiletto Shoe". 1026 rhinestones. This design will add sparkle and elegance, highlighting the taste and individuality of your work.

«Blue holography»

Blue Holography — rhinestones with a bright blue iridescence and rainbow highlights (yellow, pink, purple), go well with white, black, blue, turquoise, pastel shades, and silver.

Size: 56.4x59.2cm



You will need the following materials:

№	Name	Size	Quantity
1	Hotfix rhinestones "blue holography"	SS20	1026
2	Thermal transfer film for rhinestones	24*24cm	9
3	Wax pencil for transferring rhinestones	-	1

You can use this stencil to create handmade items for yourself or for sale. However, the stencil itself, whether digital or paper, cannot be sold. It also cannot be used for machine-applying rhinestones.

1	2	3	4
5	6	7	8
9	10	11	12



You can use this stencil to create handmade items for yourself or for sale. However, the stencil itself, whether digital or paper, cannot be sold. It also cannot be used for machine-applying rhinestones.

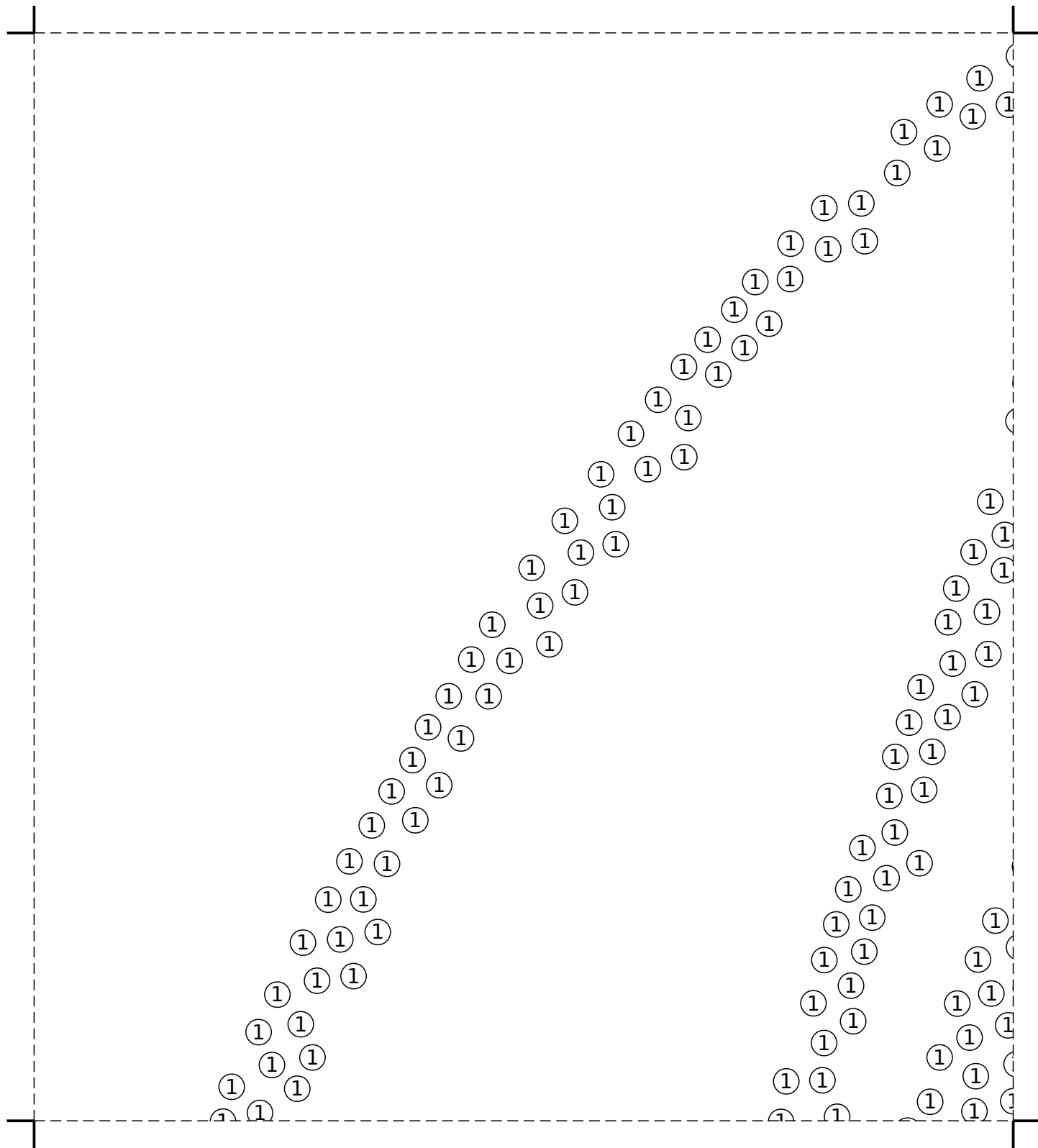
© 2025 - <https://illustri.ru>

1	2	3	4
5	6	7	8
9	10	11	12




You can use this stencil to create handmade items for yourself or for sale. However, the stencil itself, whether digital or paper, cannot be sold. It also cannot be used for machine-applying rhinestones.

1	2	3	4
5	6	7	8
9	10	11	12



You can use this stencil to create handmade items for yourself or for sale. However, the stencil itself, whether digital or paper, cannot be sold. It also cannot be used for machine-applying rhinestones.

1	2	3	4
5	6	7	8
9	10	11	12



You can use this stencil to create handmade items for yourself or for sale. However, the stencil itself, whether digital or paper, cannot be sold. It also cannot be used for machine-applying rhinestones.

© 2025 - <https://illustri.ru>


1	2	3	4
5	6	7	8
9	10	11	12



You can use this stencil to create handmade items for yourself or for sale. However, the stencil itself, whether digital or paper, cannot be sold. It also cannot be used for machine-applying rhinestones.

© 2025 - <https://illustri.ru>


1	2	3	4
5	6	7	8
9	10	11	12



You can use this stencil to create handmade items for yourself or for sale. However, the stencil itself, whether digital or paper, cannot be sold. It also cannot be used for machine-applying rhinestones.


© 2025 - <https://illustri.ru>

1	2	3	4
5	6	7	8
9	10	11	12



You can use this stencil to create handmade items for yourself or for sale. However, the stencil itself, whether digital or paper, cannot be sold. It also cannot be used for machine-applying rhinestones.

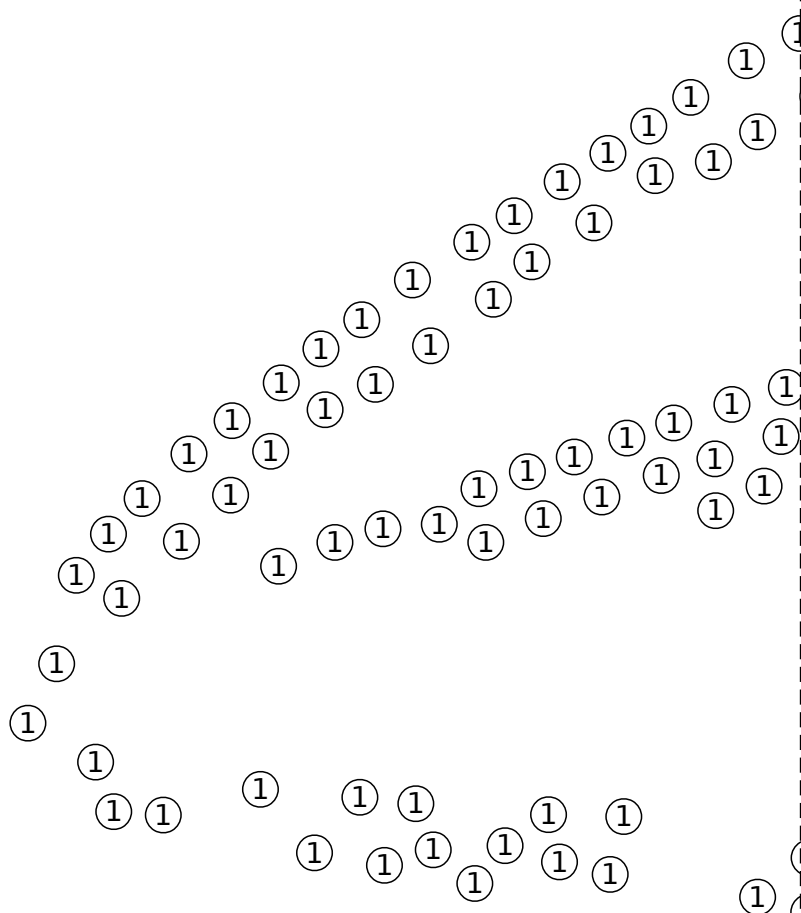
1	2	3	4
5	6	7	8
9	10	11	12



You can use this stencil to create handmade items for yourself or for sale. However, the stencil itself, whether digital or paper, cannot be sold. It also cannot be used for machine-applying rhinestones.

© 2025 - <https://illustri.ru>

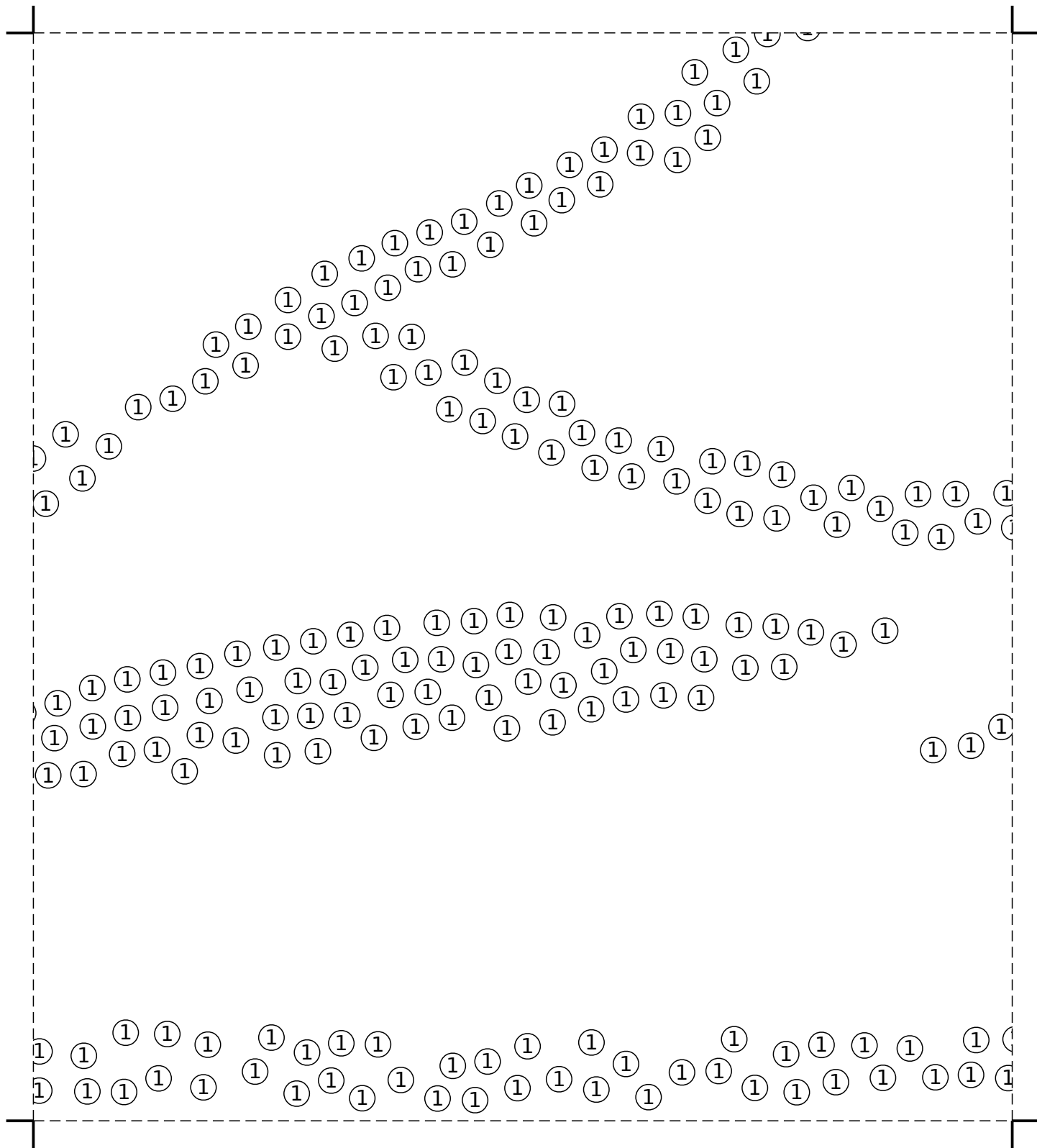
1	2	3	4
5	6	7	8
9	10	11	12



You can use this stencil to create handmade items for yourself or for sale. However, the stencil itself, whether digital or paper, cannot be sold. It also cannot be used for machine-applying rhinestones.

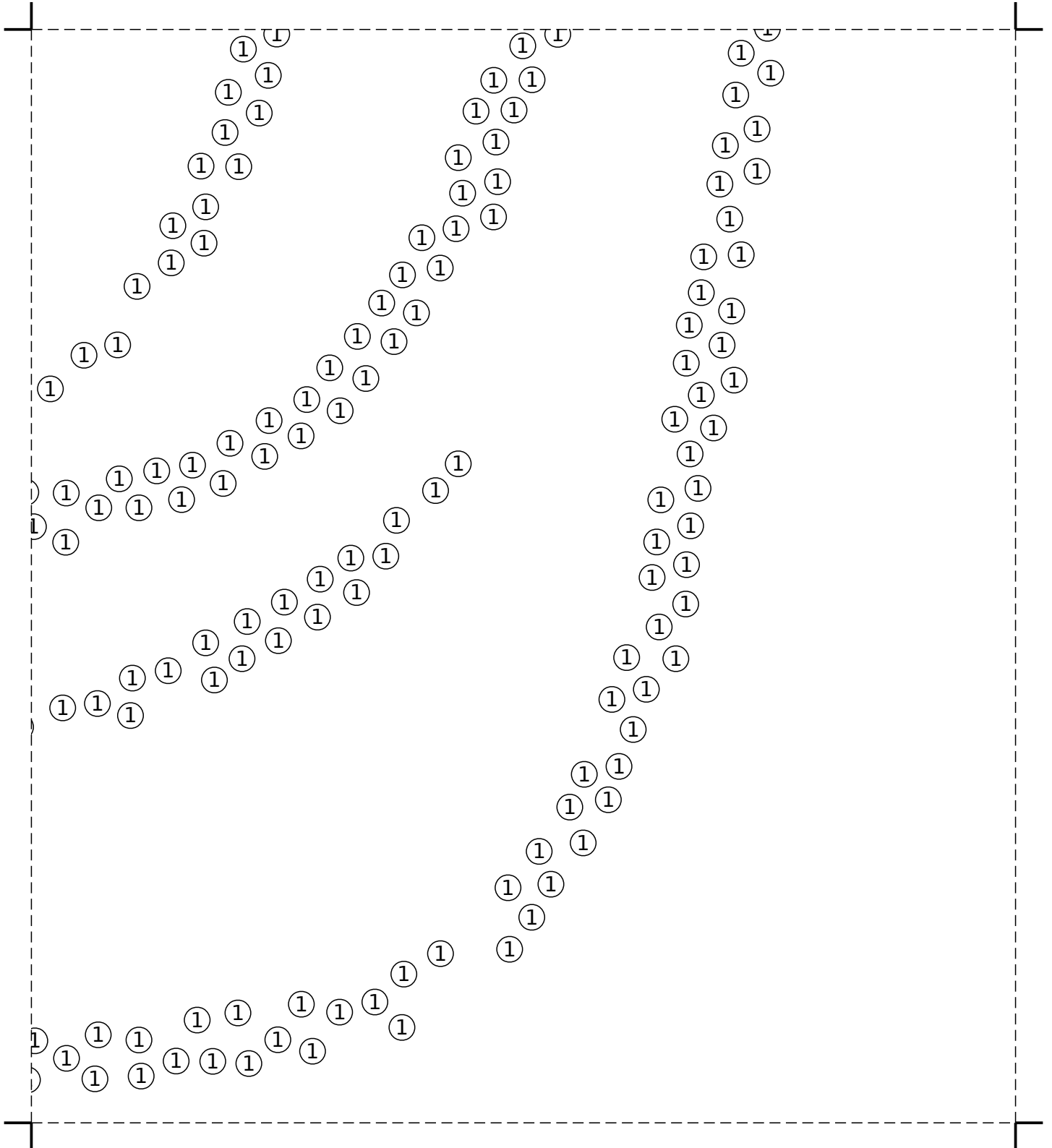
© 2025 - <https://illustri.ru>

1	2	3	4
5	6	7	8
9	10	11	12



You can use this stencil to create handmade items for yourself or for sale. However, the stencil itself, whether digital or paper, cannot be sold. It also cannot be used for machine-applying rhinestones.

1	2	3	4
5	6	7	8
9	10	11	12



You can use this stencil to create handmade items for yourself or for sale. However, the stencil itself, whether digital or paper, cannot be sold. It also cannot be used for machine-applying rhinestones.

1	2	3	4
5	6	7	8
9	10	11	12

