

Rhinestone placement stencil «Dolphin»

Rhinestone layout scheme "Dolphin". 428 rhinestones. Simple and elegant design, perfect for those who love the sea and freedom.

«Blue holography»

Blue Holography — rhinestones with a bright blue iridescence and rainbow highlights (yellow, pink, purple), go well with white, black, blue, turquoise, pastel shades, and silver.

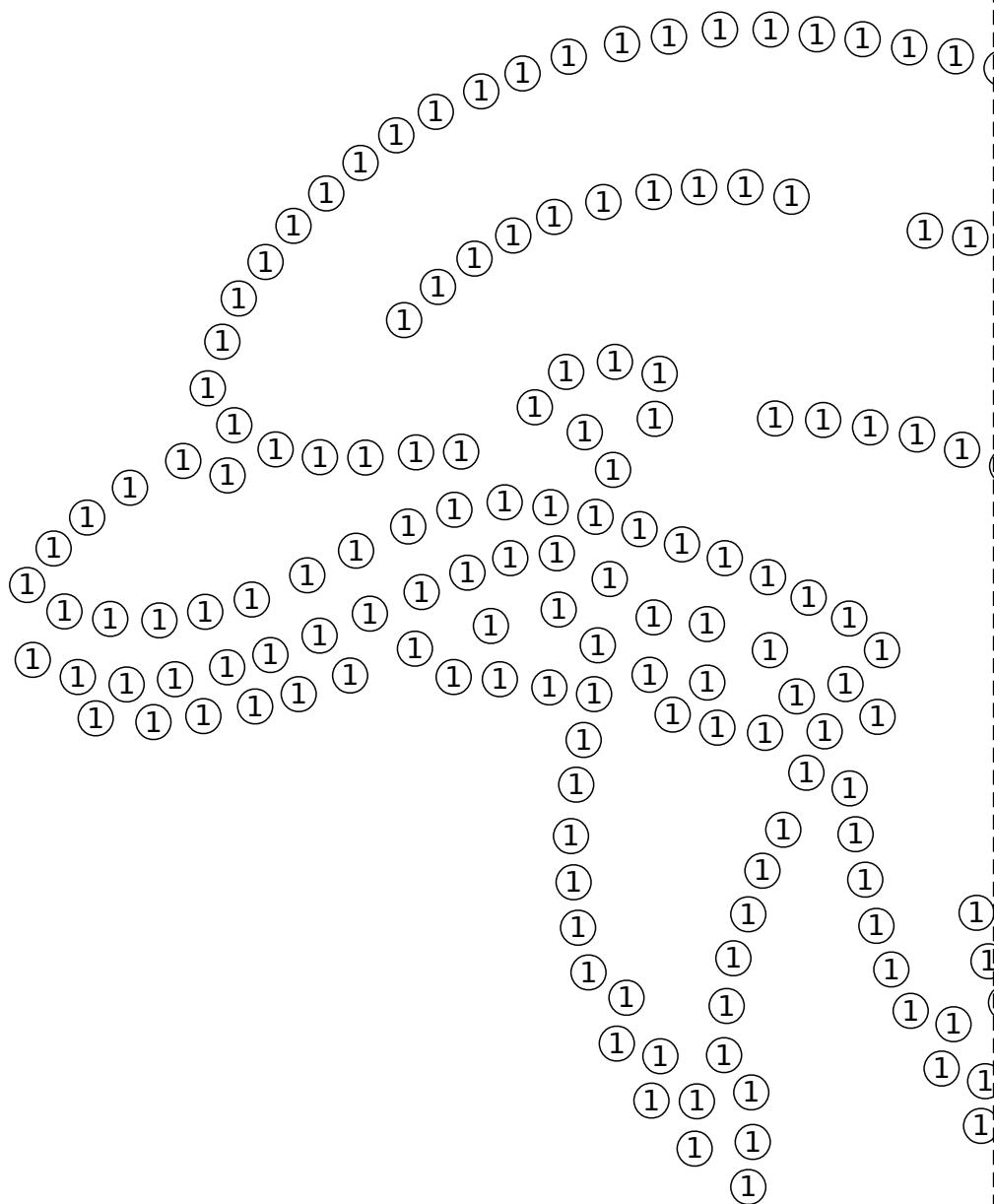
Size: 25.9x38.3cm



You will need the following materials:

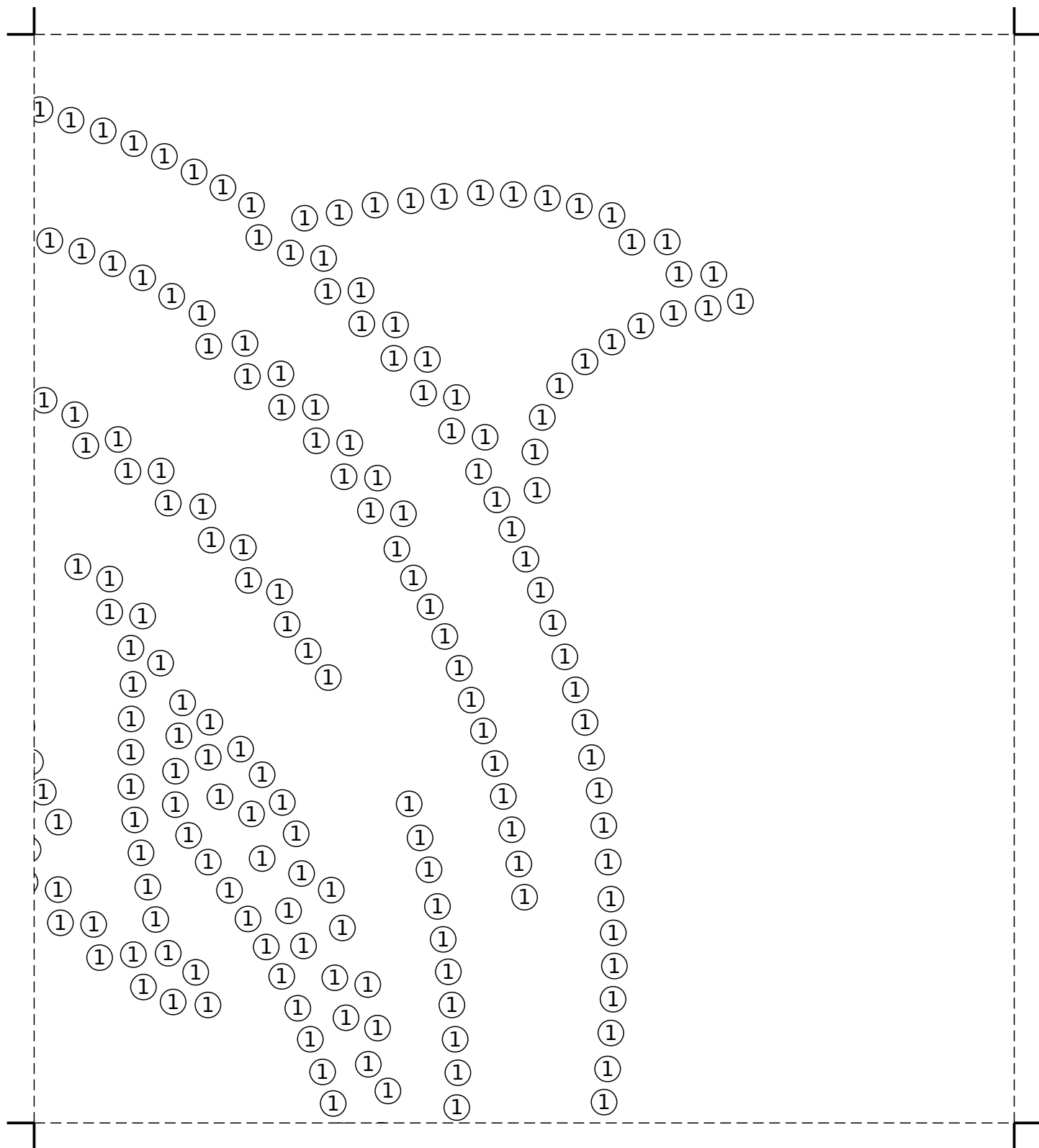
№	Name	Size	Quantity
1	Hotfix rhinestones "blue holography"	SS20	428
2	Thermal transfer film for rhinestones	24*24cm	4
3	Wax pencil for transferring rhinestones	-	1

You can use this stencil to create handmade items for yourself or for sale. However, the stencil itself, whether digital or paper, cannot be sold. It also cannot be used for machine-applying rhinestones.



You can use this stencil to create handmade items for yourself or for sale. However, the stencil itself, whether digital or paper, cannot be sold. It also cannot be used for machine-applying rhinestones.

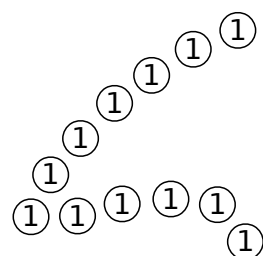
© 2025 - <https://illustri.ru>



You can use this stencil to create handmade items for yourself or for sale. However, the stencil itself, whether digital or paper, cannot be sold. It also cannot be used for machine-applying rhinestones.

© 2025 - <https://illustri.ru>

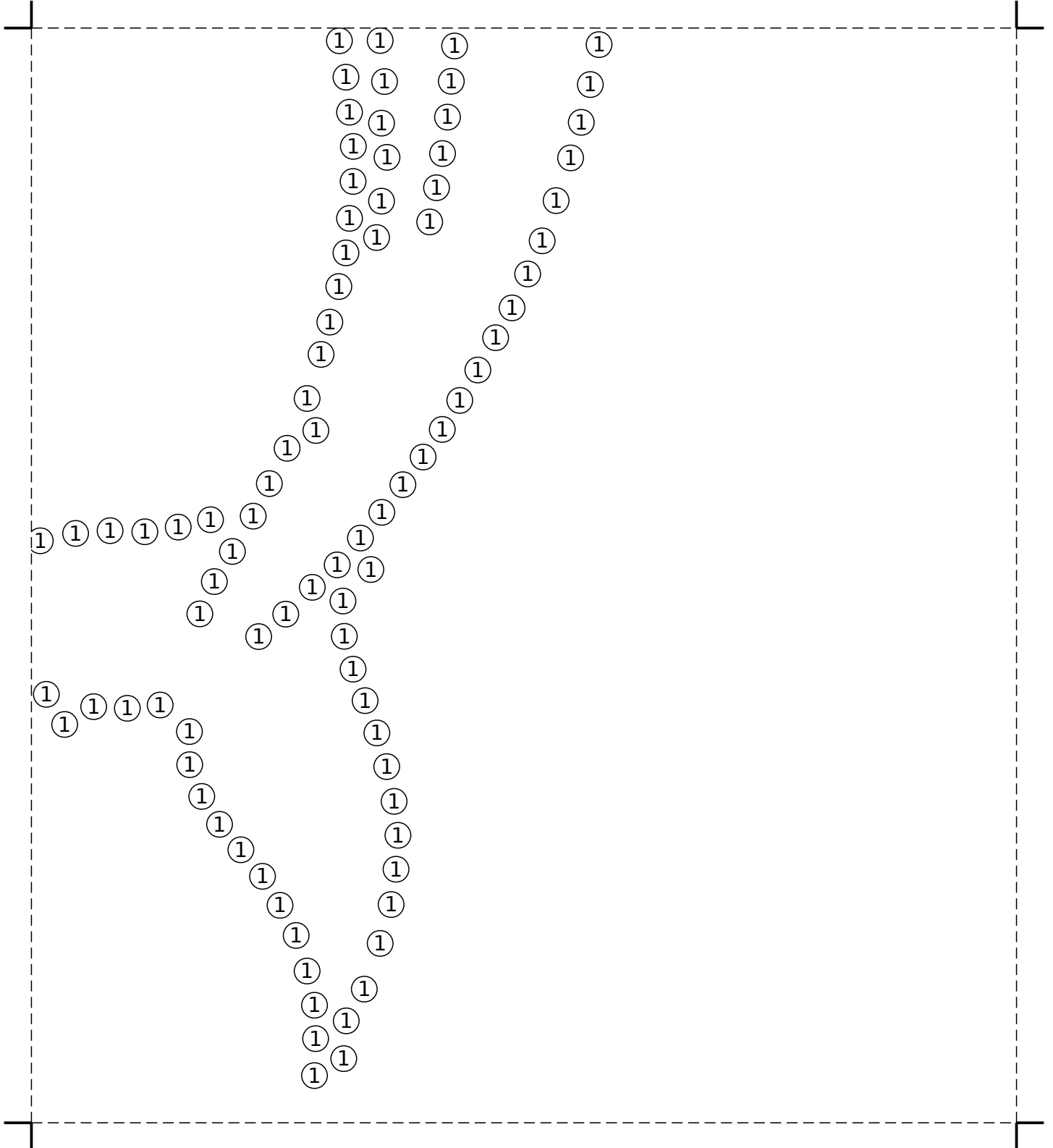
1	2
3	4



You can use this stencil to create handmade items for yourself or for sale. However, the stencil itself, whether digital or paper, cannot be sold. It also cannot be used for machine-applying rhinestones.

© 2025 - <https://illustri.ru>

1	2
3	4



You can use this stencil to create handmade items for yourself or for sale. However, the stencil itself, whether digital or paper, cannot be sold. It also cannot be used for machine-applying rhinestones.

© 2025 - <https://illustri.ru>