


Rhinestone placement stencil «3D Heart»

Rhinestone layout scheme "3D Heart". 517 rhinestones. Bright and sensual, it will become a symbol of endless tenderness and a source of inspiration for your creativity.

«Blue holography»

Blue Holography — rhinestones with a bright blue iridescence and rainbow highlights (yellow, pink, purple), go well with white, black, blue, turquoise, pastel shades, and silver.

Size: 32.0x34.8cm



You will need the following materials:


№	Name	Size	Quantity
1	Hotfix rhinestones "blue holography"	SS20	517
2	Thermal transfer film for rhinestones	24*24cm	4
3	Wax pencil for transferring rhinestones	-	1

You can use this stencil to create handmade items for yourself or for sale. However, the stencil itself, whether digital or paper, cannot be sold. It also cannot be used for machine-applying rhinestones.

The diagram illustrates a square grid with a dashed border. Inside the grid, a large circle is formed by a sequence of small circles, each containing the number 1. The circles are arranged in a pattern that follows the perimeter of the square, with some circles also placed inside the square. The arrangement of circles is as follows:

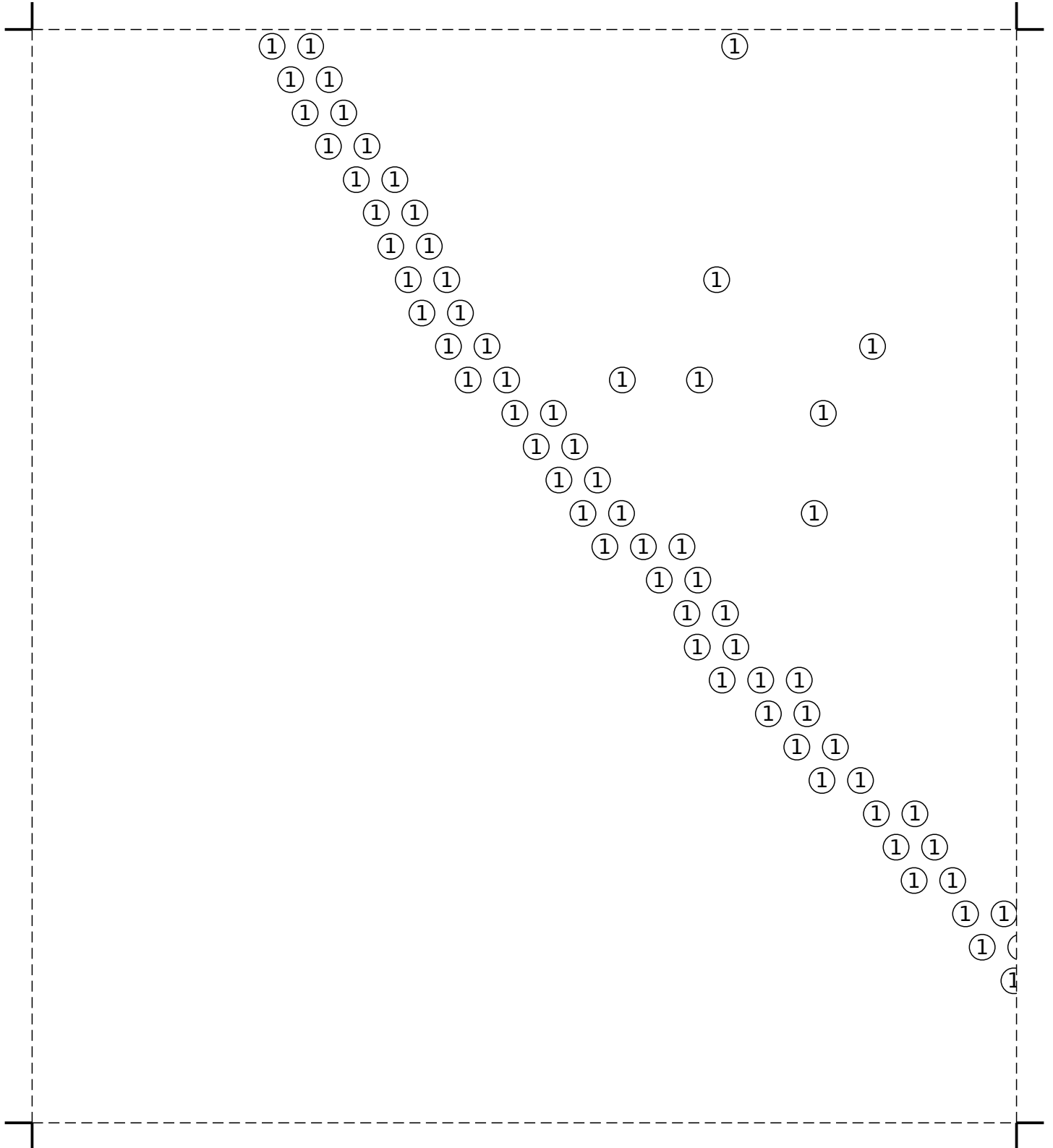
- Top Row:** 5 circles (1, 1, 1, 1, 1)
- Second Row:** 8 circles (1, 1, 1, 1, 1, 1, 1, 1)
- Third Row:** 7 circles (1, 1, 1, 1, 1, 1, 1)
- Fourth Row:** 6 circles (1, 1, 1, 1, 1, 1)
- Fifth Row:** 5 circles (1, 1, 1, 1, 1)
- Sixth Row:** 4 circles (1, 1, 1, 1)
- Seventh Row:** 3 circles (1, 1, 1)
- Eighth Row:** 2 circles (1, 1)
- Ninth Row:** 1 circle (1)
- Tenth Row:** 1 circle (1)
- Eleventh Row:** 1 circle (1)
- Twelfth Row:** 1 circle (1)
- Thirteenth Row:** 1 circle (1)
- Fourteenth Row:** 1 circle (1)
- Fifteenth Row:** 1 circle (1)
- Sixteenth Row:** 1 circle (1)
- Seventeenth Row:** 1 circle (1)
- Eighteenth Row:** 1 circle (1)
- Nineteenth Row:** 1 circle (1)
- Twentieth Row:** 1 circle (1)
- Twenty-first Row:** 1 circle (1)
- Twenty-second Row:** 1 circle (1)
- Twenty-third Row:** 1 circle (1)
- Twenty-fourth Row:** 1 circle (1)
- Twenty-fifth Row:** 1 circle (1)
- Twenty-sixth Row:** 1 circle (1)
- Twenty-seventh Row:** 1 circle (1)
- Twenty-eighth Row:** 1 circle (1)
- Twenty-ninth Row:** 1 circle (1)
- Thirtieth Row:** 1 circle (1)
- Thirty-first Row:** 1 circle (1)
- Thirty-second Row:** 1 circle (1)
- Thirty-third Row:** 1 circle (1)
- Thirty-fourth Row:** 1 circle (1)
- Thirty-fifth Row:** 1 circle (1)
- Thirty-sixth Row:** 1 circle (1)
- Thirty-seventh Row:** 1 circle (1)
- Thirty-eighth Row:** 1 circle (1)
- Thirty-ninth Row:** 1 circle (1)
- Fortieth Row:** 1 circle (1)
- Forty-first Row:** 1 circle (1)
- Forty-second Row:** 1 circle (1)
- Forty-third Row:** 1 circle (1)
- Forty-fourth Row:** 1 circle (1)
- Forty-fifth Row:** 1 circle (1)
- Forty-sixth Row:** 1 circle (1)
- Forty-seventh Row:** 1 circle (1)
- Forty-eighth Row:** 1 circle (1)
- Forty-ninth Row:** 1 circle (1)
- Fiftieth Row:** 1 circle (1)

© 2025 - <https://illustri.ru>



You can use this stencil to create handmade items for yourself or for sale. However, the stencil itself, whether digital or paper, cannot be sold. It also cannot be used for machine-applying rhinestones.


1	2
3	4



You can use this stencil to create handmade items for yourself or for sale. However, the stencil itself, whether digital or paper, cannot be sold. It also cannot be used for machine-applying rhinestones.

© 2025 - <https://illustri.ru>

1	2
3	4



You can use this stencil to create handmade items for yourself or for sale. However, the stencil itself, whether digital or paper, cannot be sold. It also cannot be used for machine-applying rhinestones.

© 2025 - <https://illustri.ru>