


## Rhinestone placement stencil «Stars»

Template for rhinestones "Stars". 285 rhinestones. This design fills the image with light, fantasy, and the feeling that the entire cosmos is in the palm of your hand.

### «Silver»

Silver rhinestones - combine with black, white, gray, blue, red, emerald, purple, and pastel shades.


**Size:** 24.5x24.7cm




### You will need the following materials:

№	Name	Size	Quantity
1	Hotfix rhinestones "silver"	SS20	285
2	Thermal transfer film for rhinestones	24*24cm	4
3	Wax pencil for transferring rhinestones	-	1

You can use this stencil to create handmade items for yourself or for sale. However, the stencil itself, whether digital or paper, cannot be sold. It also cannot be used for machine-applying rhinestones.




You can use this stencil to create handmade items for yourself or for sale. However, the stencil itself, whether digital or paper, cannot be sold. It also cannot be used for machine-applying rhinestones.



You can use this stencil to create handmade items for yourself or for sale. However, the stencil itself, whether digital or paper, cannot be sold. It also cannot be used for machine-applying rhinestones.

© 2025 - <https://illustri.ru>

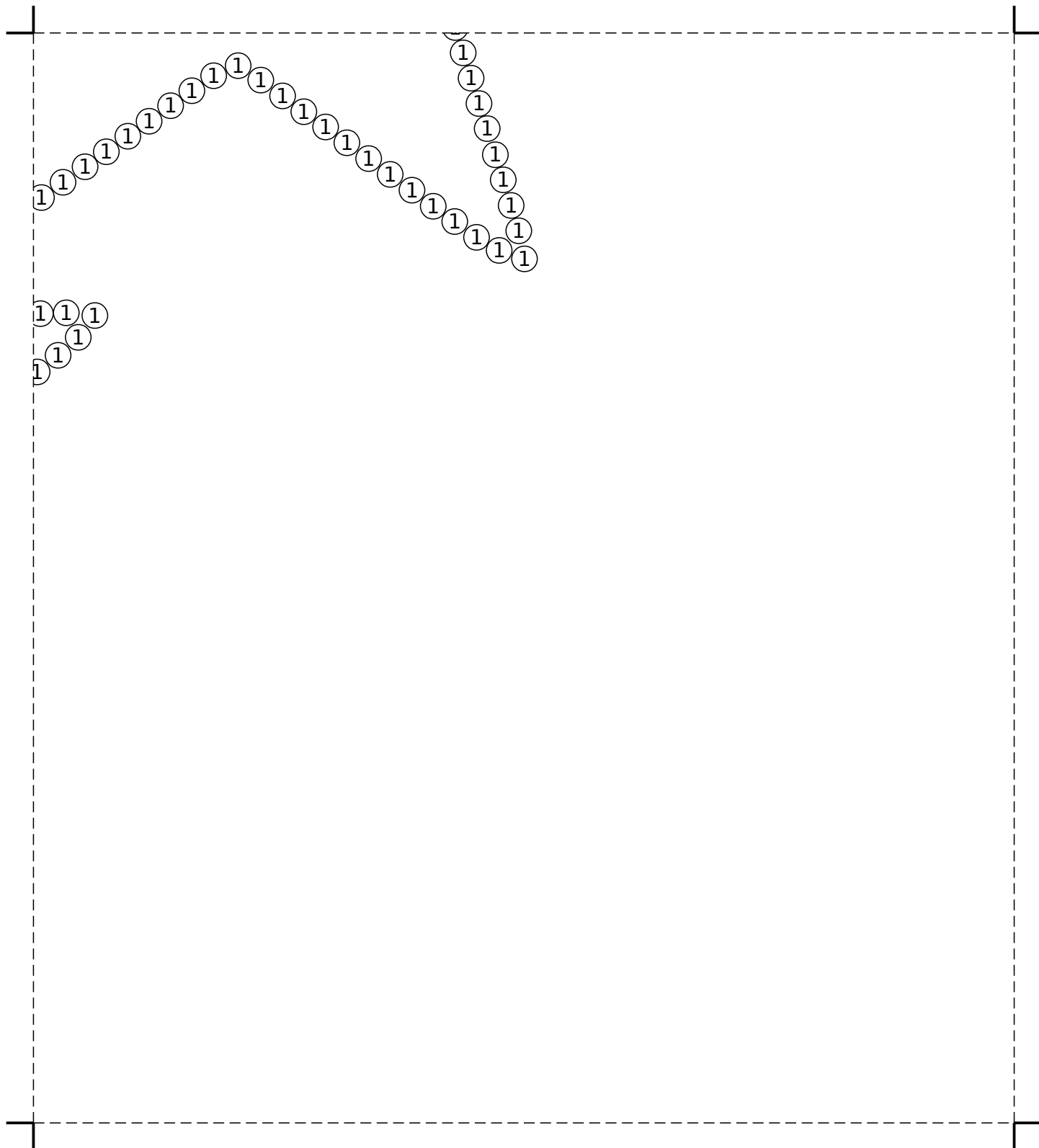
1	2
3	4



You can use this stencil to create handmade items for yourself or for sale. However, the stencil itself, whether digital or paper, cannot be sold. It also cannot be used for machine-applying rhinestones.

© 2025 - <https://illustri.ru>

1	2
3	4



You can use this stencil to create handmade items for yourself or for sale. However, the stencil itself, whether digital or paper, cannot be sold. It also cannot be used for machine-applying rhinestones.

© 2025 - <https://illustri.ru>