


Rhinestone placement stencil «Morel»

Template by numbers for rhinestones "Morel". 831 rhinestones. The unique shape and openwork pattern of the cap turn this motif into a stylish natural accent for your work.

«Blue holography»

Blue Holography — rhinestones with a bright blue iridescence and rainbow highlights (yellow, pink, purple), go well with white, black, blue, turquoise, pastel shades, and silver.

Size: 16.6x30.0cm




You will need the following materials:

№	Name	Size	Quantity
1	Hotfix rhinestones "blue holography"	SS12	831
2	Thermal transfer film for rhinestones	24*24cm	2
3	Wax pencil for transferring rhinestones	-	1

You can use this stencil to create handmade items for yourself or for sale. However, the stencil itself, whether digital or paper, cannot be sold. It also cannot be used for machine-applying rhinestones.

1


2



You can use this stencil to create handmade items for yourself or for sale. However, the stencil itself, whether digital or paper, cannot be sold. It also cannot be used for machine-applying rhinestones.

© 2025 - <https://illustri.ru>

1
2



You can use this stencil to create handmade items for yourself or for sale. However, the stencil itself, whether digital or paper, cannot be sold. It also cannot be used for machine-applying rhinestones.

© 2025 - <https://illustri.ru>