


## Rhinestone placement stencil «Dragonfly»

Dragonfly "Paint-by-numbers". 479 rhinestones. A symbol of nature's fragility and strength, this dragonfly turns any accessory into a fairytale accent—vibrant, radiant, and enchanting.

### «Aquamarine»

Aquamarine rhinestones – bright, fresh, and sparkling in the blue-turquoise spectrum – perfectly complement white, silver, black, coral, light blue, mint, and fuchsia. However, they can get lost on fabrics of a similar shade and clash with warm, earthy tones like terracotta, khaki, and mustard.

**Size:** 22.2x17.6cm




### You will need the following materials:

№	Name	Size	Quantity
1	Hotfix rhinestones, aquamarine	SS16	479
2	Thermal transfer film for rhinestones	24*24cm	2
3	Wax pencil for transferring rhinestones	-	1

You can use this stencil to create handmade items for yourself or for sale. However, the stencil itself, whether digital or paper, cannot be sold. It also cannot be used for machine-applying rhinestones.

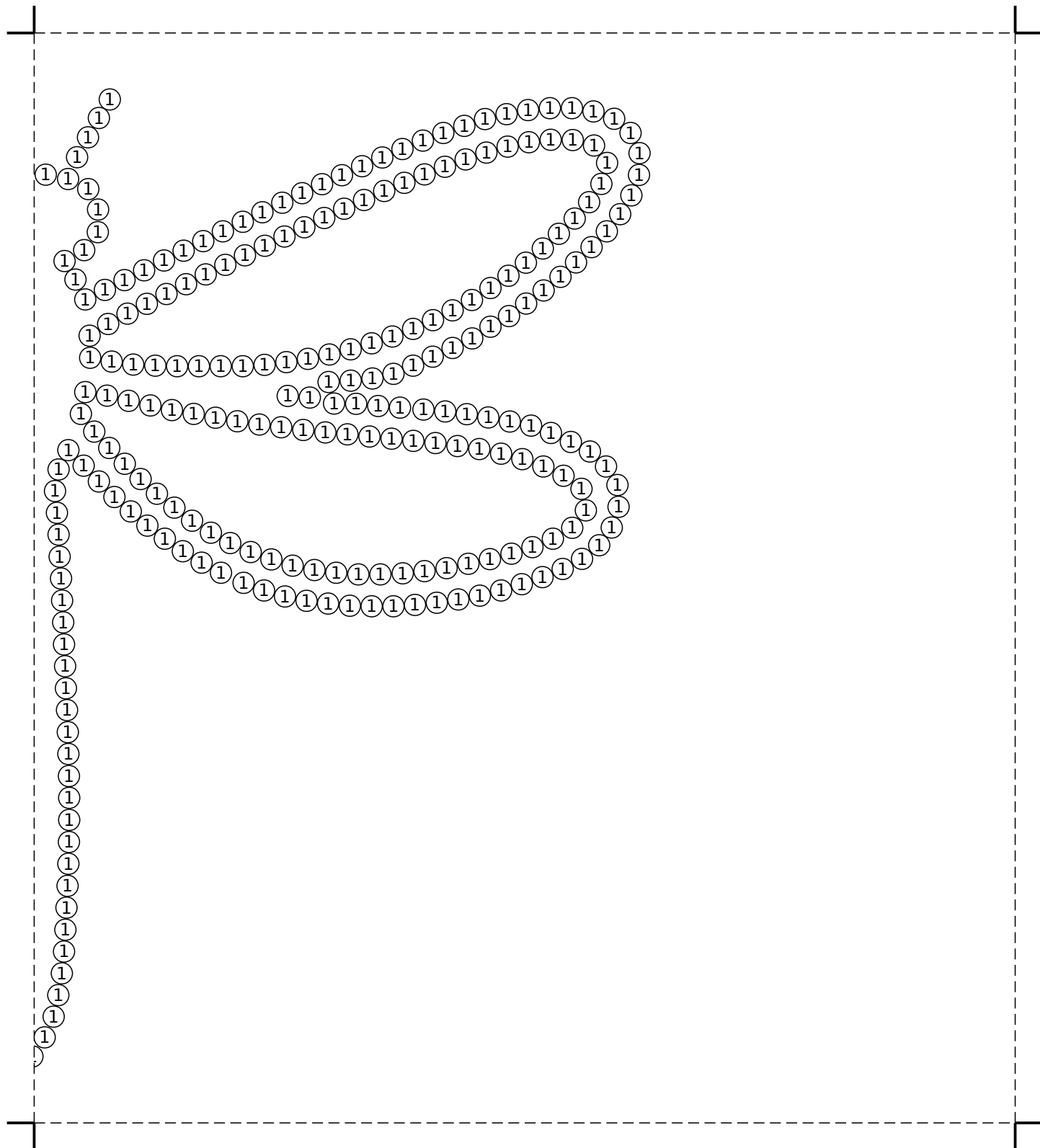
1 2



You can use this stencil to create handmade items for yourself or for sale. However, the stencil itself, whether digital or paper, cannot be sold. It also cannot be used for machine-applying rhinestones.

© 2025 - <https://illustri.ru>

1 2



You can use this stencil to create handmade items for yourself or for sale. However, the stencil itself, whether digital or paper, cannot be sold. It also cannot be used for machine-applying rhinestones.

© 2025 - <https://illustri.ru>