


Rhinestone placement stencil «Strawberry»

Rhinestone pattern "Strawberry". 1326 rhinestones. A real vitamin of joy in your creativity: this juicy pattern will enliven any accessory and bring a mood of lightness and carefree.

«Holography»

Holographic rhinestones (Aurora Borealis) shimmer with a rainbow of colors — yellow, blue, pink, purple — and pair perfectly with black, white, gray, as well as rich and pastel shades.

Size: 16.9x24.2cm




You will need the following materials:

№	Name	Size	Quantity
1	Hotfix rhinestones "holographic"	SS10	1326
2	Thermal transfer film for rhinestones	24*24cm	2
3	Wax pencil for transferring rhinestones	-	1

You can use this stencil to create handmade items for yourself or for sale. However, the stencil itself, whether digital or paper, cannot be sold. It also cannot be used for machine-applying rhinestones.

1


2



You can use this stencil to create handmade items for yourself or for sale. However, the stencil itself, whether digital or paper, cannot be sold. It also cannot be used for machine-applying rhinestones.

© 2025 - <https://illustri.ru>

1
2



You can use this stencil to create handmade items for yourself or for sale. However, the stencil itself, whether digital or paper, cannot be sold. It also cannot be used for machine-applying rhinestones.

© 2025 - <https://illustri.ru>