


Rhinestone placement stencil «Swallow»

Rhinestone pattern "Swallow". 203 rhinestones. A minimalist and vibrant image that will add lightness, flight, and dreaminess to your style.

«Blue holography»

Blue Holography — rhinestones with a bright blue iridescence and rainbow highlights (yellow, pink, purple), go well with white, black, blue, turquoise, pastel shades, and silver.

Size: 18.0x16.3cm




You will need the following materials:

№	Name	Size	Quantity
1	Hotfix rhinestones "blue holography"	SS16	203
2	Thermal transfer film for rhinestones	24*24cm	1
3	Wax pencil for transferring rhinestones	-	1

You can use this stencil to create handmade items for yourself or for sale. However, the stencil itself, whether digital or paper, cannot be sold. It also cannot be used for machine-applying rhinestones.


1 2



You can use this stencil to create handmade items for yourself or for sale. However, the stencil itself, whether digital or paper, cannot be sold. It also cannot be used for machine-applying rhinestones.

© 2025 - <https://illustri.ru>

1 2



You can use this stencil to create handmade items for yourself or for sale. However, the stencil itself, whether digital or paper, cannot be sold. It also cannot be used for machine-applying rhinestones.

© 2025 - <https://illustri.ru>