

Rhinestone placement stencil «Porcino mushroom»

Diamond Painting "Porcini Mushroom". 607 rhinestones. This design captures the charm of untouched forest paths, where the most delicious memories are born under the rustling leaves.

«Olive»

Olive rhinestones – harmonize well with black, beige, brown, khaki, gold, burgundy, and dark green.

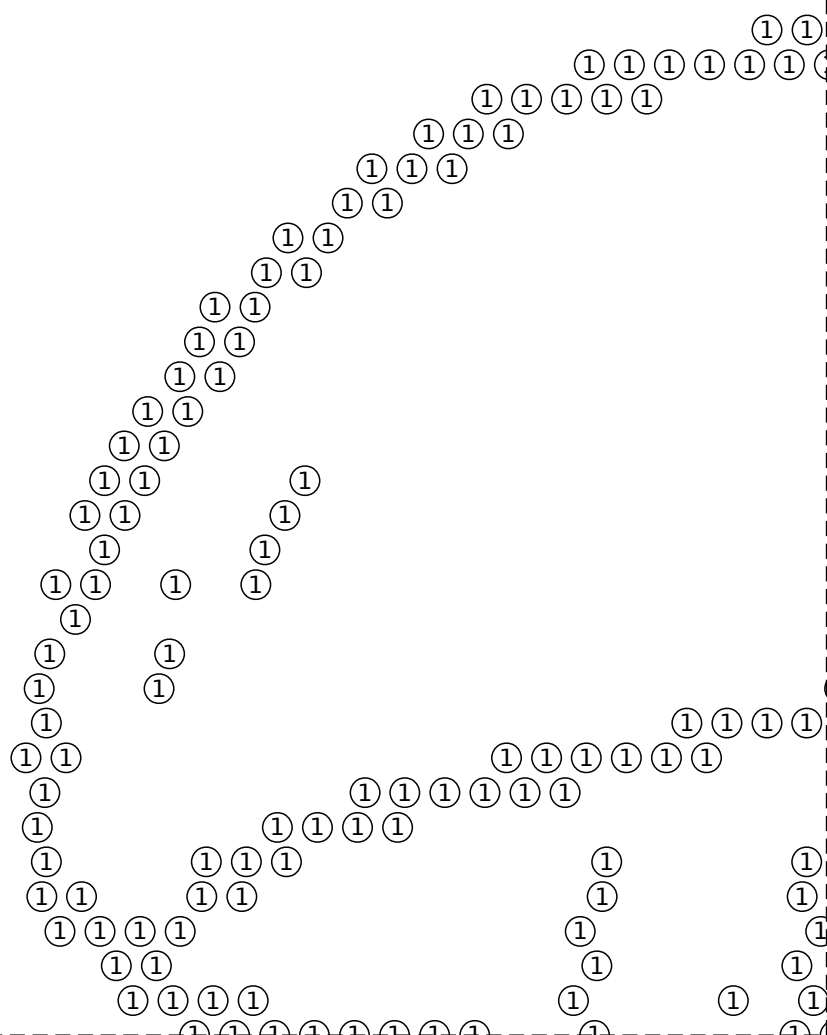
Size: 21.2x26.6cm




You will need the following materials:

№	Name	Size	Quantity
1	Hotfix rhinestones, olive	SS16	607
2	Thermal transfer film for rhinestones	24*24cm	2
3	Wax pencil for transferring rhinestones	-	1

You can use this stencil to create handmade items for yourself or for sale. However, the stencil itself, whether digital or paper, cannot be sold. It also cannot be used for machine-applying rhinestones.




You can use this stencil to create handmade items for yourself or for sale. However, the stencil itself, whether digital or paper, cannot be sold. It also cannot be used for machine-applying rhinestones.



You can use this stencil to create handmade items for yourself or for sale. However, the stencil itself, whether digital or paper, cannot be sold. It also cannot be used for machine-applying rhinestones.

© 2025 - <https://illustri.ru>


1	2
3	4



You can use this stencil to create handmade items for yourself or for sale. However, the stencil itself, whether digital or paper, cannot be sold. It also cannot be used for machine-applying rhinestones.

© 2025 - <https://illustri.ru>

1	2
3	4



You can use this stencil to create handmade items for yourself or for sale. However, the stencil itself, whether digital or paper, cannot be sold. It also cannot be used for machine-applying rhinestones.

© 2025 - <https://illustri.ru>