


## Rhinestone placement stencil «Cup»

Stencil by numbers "Cup". 181 rhinestones. With this cozy pattern, it is easy to create an atmosphere of relaxation, warmth, and heartfelt moments.

### «Olive»

Olive rhinestones – harmonize well with black, beige, brown, khaki, gold, burgundy, and dark green.

**Size:** 20.4x13.9cm




### You will need the following materials:

№	Name	Size	Quantity
1	Hotfix rhinestones, olive	SS16	181
2	Thermal transfer film for rhinestones	24*24cm	1
3	Wax pencil for transferring rhinestones	-	1

You can use this stencil to create handmade items for yourself or for sale. However, the stencil itself, whether digital or paper, cannot be sold. It also cannot be used for machine-applying rhinestones.


1 2



You can use this stencil to create handmade items for yourself or for sale. However, the stencil itself, whether digital or paper, cannot be sold. It also cannot be used for machine-applying rhinestones.

© 2025 - <https://illustri.ru>

1 2



You can use this stencil to create handmade items for yourself or for sale. However, the stencil itself, whether digital or paper, cannot be sold. It also cannot be used for machine-applying rhinestones.

© 2025 - <https://illustri.ru>