


Rhinestone placement stencil «Butterfly»

Rhinestone layout scheme "Butterfly," 517 rhinestones - ideal for creating decorative elements with a romantic and lively character.

«Blue holography»

Blue Holography — rhinestones with a bright blue iridescence and rainbow highlights (yellow, pink, purple), go well with white, black, blue, turquoise, pastel shades, and silver.

Size: 19.1x12.2cm




You will need the following materials:

| № | Name | Size | Quantity |
|---|---|---------|----------|
| 1 | Hotfix rhinestones "blue holography" | SS12 | 517 |
| 2 | Thermal transfer film for rhinestones | 24*24cm | 1 |
| 3 | Wax pencil for transferring rhinestones | - | 1 |

You can use this stencil to create handmade items for yourself or for sale. However, the stencil itself, whether digital or paper, cannot be sold. It also cannot be used for machine-applying rhinestones.


1 2



You can use this stencil to create handmade items for yourself or for sale. However, the stencil itself, whether digital or paper, cannot be sold. It also cannot be used for machine-applying rhinestones.

© 2025 - <https://illustri.ru>

1 2



You can use this stencil to create handmade items for yourself or for sale. However, the stencil itself, whether digital or paper, cannot be sold. It also cannot be used for machine-applying rhinestones.

© 2025 - <https://illustri.ru>