


## Rhinestone placement stencil «Swallow»

Rhinestone pattern "Swallow". 203 rhinestones. A minimalist and vibrant image that will add lightness, flight, and dreaminess to your style.

### «Aquamarine»

Aquamarine rhinestones – bright, fresh, and sparkling in the blue-turquoise spectrum – perfectly complement white, silver, black, coral, light blue, mint, and fuchsia. However, they can get lost on fabrics of a similar shade and clash with warm, earthy tones like terracotta, khaki, and mustard.

**Size:** 18.0x16.3cm




### You will need the following materials:

№	Name	Size	Quantity
1	Hotfix rhinestones, aquamarine	SS16	203
2	Thermal transfer film for rhinestones	24*24cm	1
3	Wax pencil for transferring rhinestones	-	1

You can use this stencil to create handmade items for yourself or for sale. However, the stencil itself, whether digital or paper, cannot be sold. It also cannot be used for machine-applying rhinestones.


1 2



You can use this stencil to create handmade items for yourself or for sale. However, the stencil itself, whether digital or paper, cannot be sold. It also cannot be used for machine-applying rhinestones.

© 2025 - <https://illustri.ru>

1 2



You can use this stencil to create handmade items for yourself or for sale. However, the stencil itself, whether digital or paper, cannot be sold. It also cannot be used for machine-applying rhinestones.

© 2025 - <https://illustri.ru>