


Rhinestone placement stencil «Gothic Rose»

Rhinestone stencil "Gothic Rose". 1523 rhinestones. This pattern seems woven from mysterious shadows and eternal feelings - an ideal choice for those who appreciate dramatic beauty and an enigmatic look.

«Blue holography»

Blue Holography — rhinestones with a bright blue iridescence and rainbow highlights (yellow, pink, purple), go well with white, black, blue, turquoise, pastel shades, and silver.

Size: 15.1x27.9cm




You will need the following materials:

№	Name	Size	Quantity
1	Hotfix rhinestones "blue holography"	SS6	1523
2	Thermal transfer film for rhinestones	24*24cm	2
3	Wax pencil for transferring rhinestones	-	1

You can use this stencil to create handmade items for yourself or for sale. However, the stencil itself, whether digital or paper, cannot be sold. It also cannot be used for machine-applying rhinestones.

1


2



You can use this stencil to create handmade items for yourself or for sale. However, the stencil itself, whether digital or paper, cannot be sold. It also cannot be used for machine-applying rhinestones.

© 2025 - <https://illustri.ru>

1
2



You can use this stencil to create handmade items for yourself or for sale. However, the stencil itself, whether digital or paper, cannot be sold. It also cannot be used for machine-applying rhinestones.

© 2025 - <https://illustri.ru>