


Rhinestone placement stencil «Butterfly»

Rhinestone stencil "Butterfly". 391 rhinestones. A pattern filled with spring light and poetic grace — for those who want to add a touch of airy romance to their look.

«Holography»

Holographic rhinestones (Aurora Borealis) shimmer with a rainbow of colors — yellow, blue, pink, purple — and pair perfectly with black, white, gray, as well as rich and pastel shades.


Size: 19.7x21.0cm



You will need the following materials:


№	Name	Size	Quantity
1	Hotfix rhinestones "holographic"	SS16	239
2	Hotfix rhinestones "holographic"	SS10	152
3	Thermal transfer film for rhinestones	24*24cm	1
4	Wax pencil for transferring rhinestones	-	1

You can use this stencil to create handmade items for yourself or for sale. However, the stencil itself, whether digital or paper, cannot be sold. It also cannot be used for machine-applying rhinestones.



You can use this stencil to create handmade items for yourself or for sale. However, the stencil itself, whether digital or paper, cannot be sold. It also cannot be used for machine-applying rhinestones.

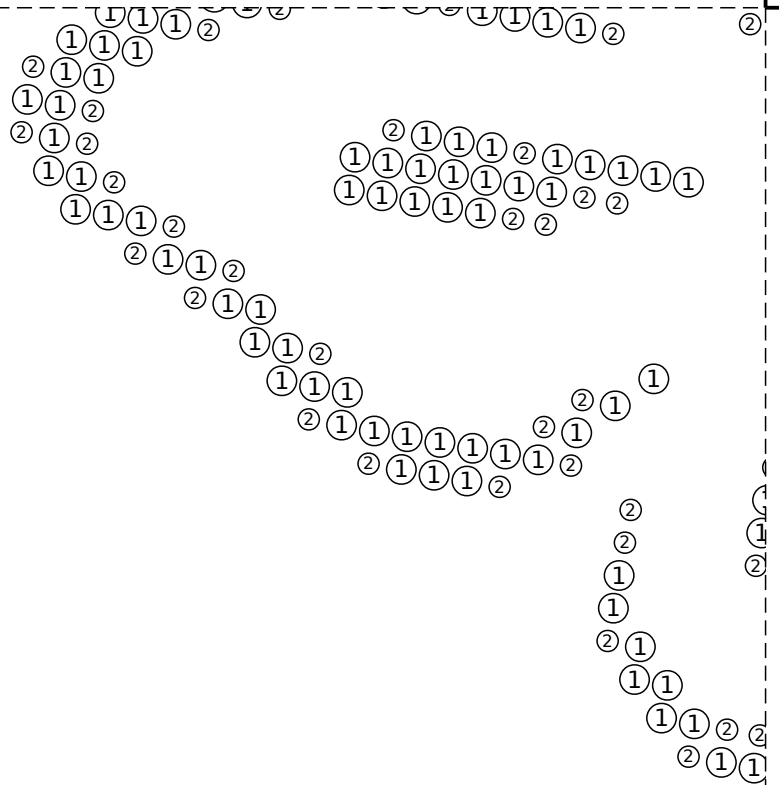
1	2
3	4



You can use this stencil to create handmade items for yourself or for sale. However, the stencil itself, whether digital or paper, cannot be sold. It also cannot be used for machine-applying rhinestones.

© 2025 - <https://illustri.ru>


1	2
3	4



You can use this stencil to create handmade items for yourself or for sale. However, the stencil itself, whether digital or paper, cannot be sold. It also cannot be used for machine-applying rhinestones.

© 2025 - <https://illustri.ru>

1	2
3	4



You can use this stencil to create handmade items for yourself or for sale. However, the stencil itself, whether digital or paper, cannot be sold. It also cannot be used for machine-applying rhinestones.

© 2025 - <https://illustri.ru>