

Rhinestone placement stencil «Stars»

Stencils by number "Stars". 285 rhinestones. A concise but effective motif for those who love style with a slight touch of magic and freedom.

«Olive»

Olive rhinestones – harmonize well with black, beige, brown, khaki, gold, burgundy, and dark green.


Size: 20.3x20.5cm



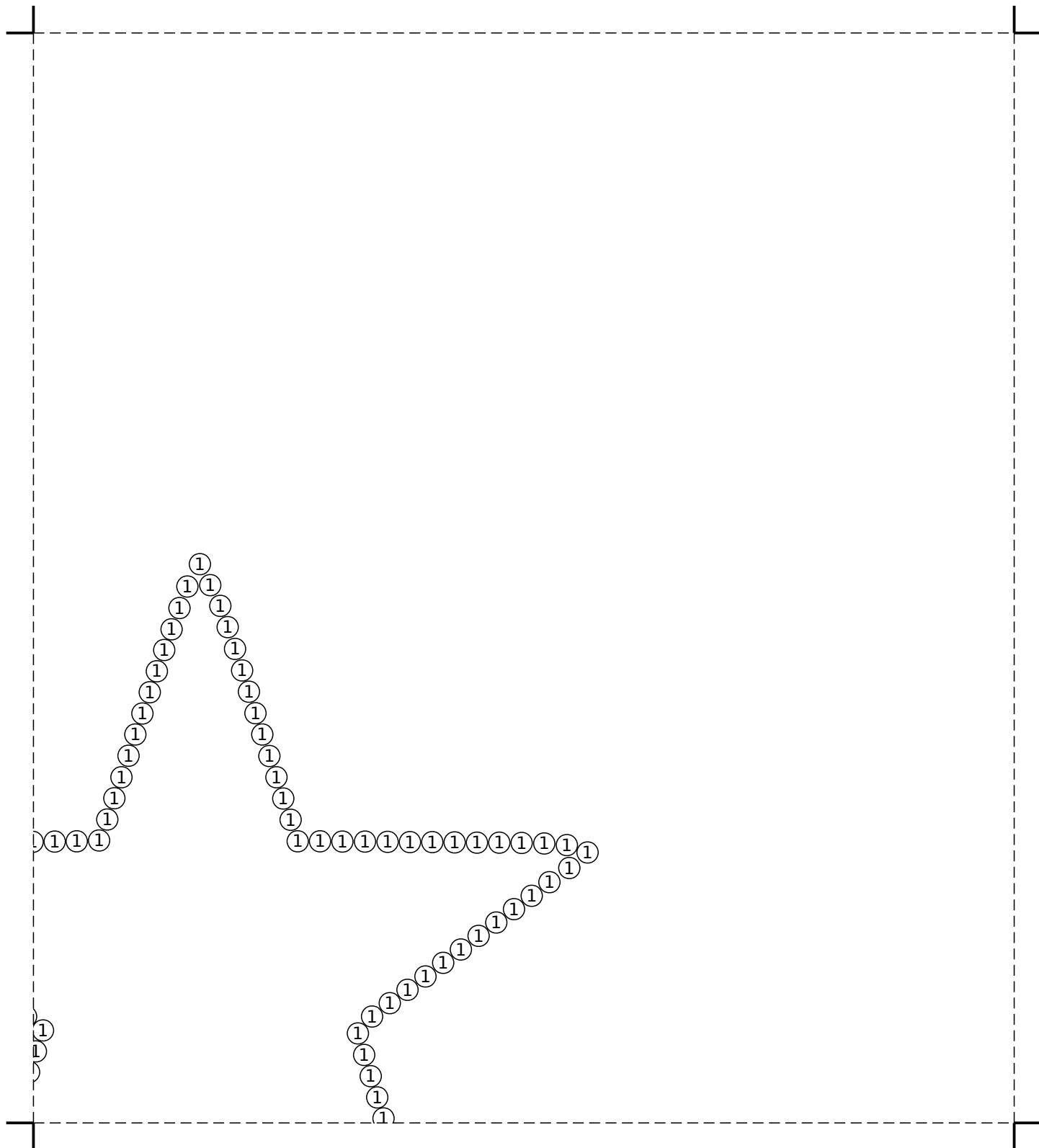
You will need the following materials:

№	Name	Size	Quantity
1	Hotfix rhinestones, olive	SS16	285
2	Thermal transfer film for rhinestones	24*24cm	1
3	Wax pencil for transferring rhinestones	-	1

You can use this stencil to create handmade items for yourself or for sale. However, the stencil itself, whether digital or paper, cannot be sold. It also cannot be used for machine-applying rhinestones.




You can use this stencil to create handmade items for yourself or for sale. However, the stencil itself, whether digital or paper, cannot be sold. It also cannot be used for machine-applying rhinestones.



You can use this stencil to create handmade items for yourself or for sale. However, the stencil itself, whether digital or paper, cannot be sold. It also cannot be used for machine-applying rhinestones.

© 2025 - <https://illustri.ru>


1	2
3	4



You can use this stencil to create handmade items for yourself or for sale. However, the stencil itself, whether digital or paper, cannot be sold. It also cannot be used for machine-applying rhinestones.

© 2025 - <https://illustri.ru>

1	2
3	4



You can use this stencil to create handmade items for yourself or for sale. However, the stencil itself, whether digital or paper, cannot be sold. It also cannot be used for machine-applying rhinestones.

© 2025 - <https://illustri.ru>