

## Rhinestone placement stencil «Lotus»

"Lotus" paint-by-numbers kit. 550 rhinestones. Elegant and ethereal, it seems to breathe silence and inner light, adding a philosophical sophistication to the overall image.

### «Olive»

Olive rhinestones – harmonize well with black, beige, brown, khaki, gold, burgundy, and dark green.


**Size:** 24.3x21.5cm




### You will need the following materials:

№	Name	Size	Quantity
1	Hotfix rhinestones, olive	SS16	550
2	Thermal transfer film for rhinestones	24*24cm	2
3	Wax pencil for transferring rhinestones	-	1

You can use this stencil to create handmade items for yourself or for sale. However, the stencil itself, whether digital or paper, cannot be sold. It also cannot be used for machine-applying rhinestones.



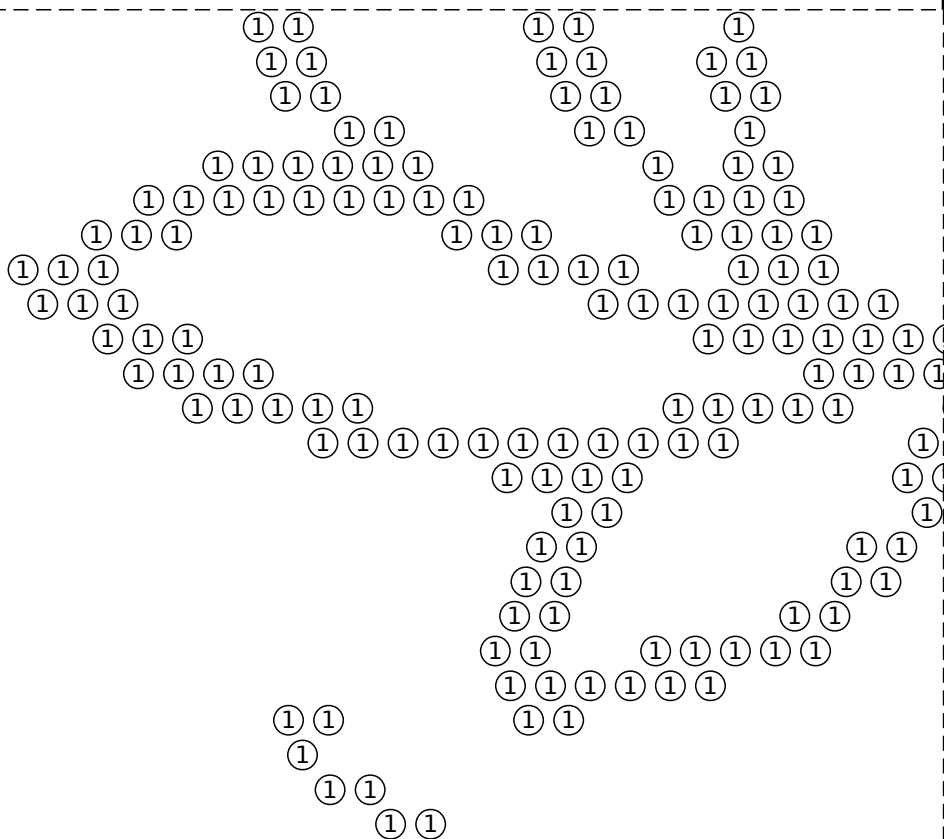
You can use this stencil to create handmade items for yourself or for sale. However, the stencil itself, whether digital or paper, cannot be sold. It also cannot be used for machine-applying rhinestones.



You can use this stencil to create handmade items for yourself or for sale. However, the stencil itself, whether digital or paper, cannot be sold. It also cannot be used for machine-applying rhinestones.

© 2025 - <https://illustri.ru>

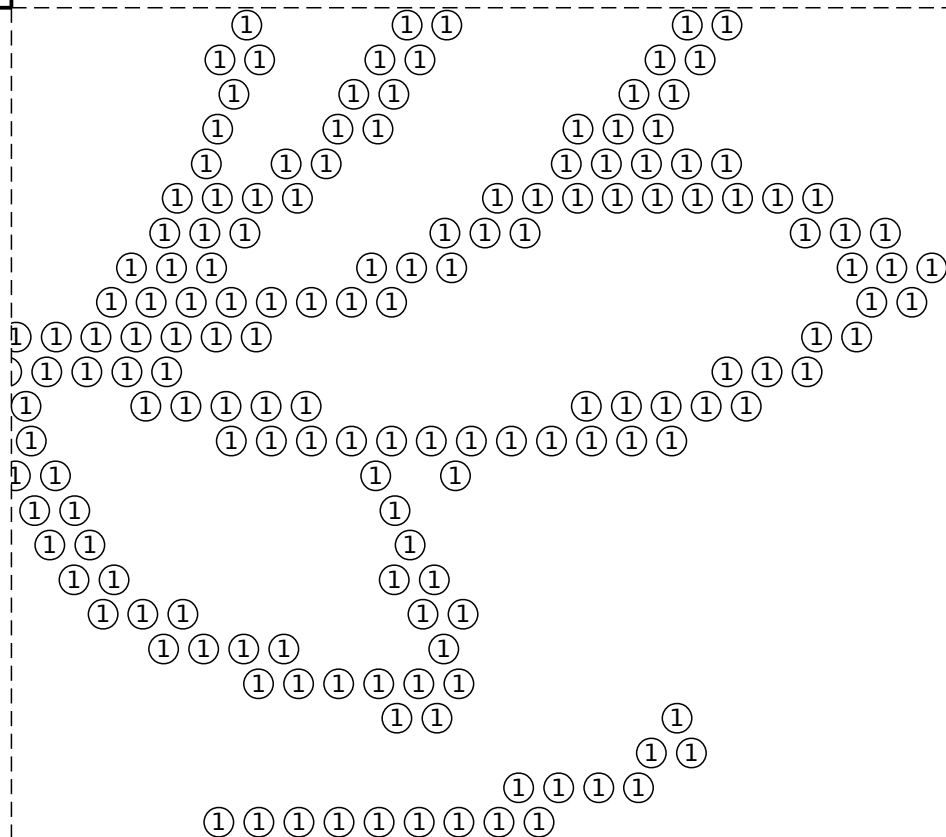
1	2
3	4



You can use this stencil to create handmade items for yourself or for sale. However, the stencil itself, whether digital or paper, cannot be sold. It also cannot be used for machine-applying rhinestones.

© 2025 - <https://illustri.ru>

1	2
3	4



You can use this stencil to create handmade items for yourself or for sale. However, the stencil itself, whether digital or paper, cannot be sold. It also cannot be used for machine-applying rhinestones.

© 2025 - <https://illustri.ru>