


Rhinestone placement stencil «Windmill»

Pattern by numbers for rhinestones "Windmill". 1094 rhinestones. This image is like something out of a pastoral fairy tale — about the wind, the field, and the warm comfort of the rural rhythm of life.

«Blue holography»

Blue Holography — rhinestones with a bright blue iridescence and rainbow highlights (yellow, pink, purple), go well with white, black, blue, turquoise, pastel shades, and silver.

Size: 16.9x25.3cm




You will need the following materials:

№	Name	Size	Quantity
1	Hotfix rhinestones "blue holography"	SS6	1094
2	Thermal transfer film for rhinestones	24*24cm	2
3	Wax pencil for transferring rhinestones	-	1

You can use this stencil to create handmade items for yourself or for sale. However, the stencil itself, whether digital or paper, cannot be sold. It also cannot be used for machine-applying rhinestones.

1


2



You can use this stencil to create handmade items for yourself or for sale. However, the stencil itself, whether digital or paper, cannot be sold. It also cannot be used for machine-applying rhinestones.

© 2025 - <https://illustri.ru>

1
2



You can use this stencil to create handmade items for yourself or for sale. However, the stencil itself, whether digital or paper, cannot be sold. It also cannot be used for machine-applying rhinestones.

© 2025 - <https://illustri.ru>